



Parkside Community School

2020-2021

COVID-19 onsite Teaching and Learning

ZONED BUBBLE PROVISION

Teaching and Learning and Pupil Management



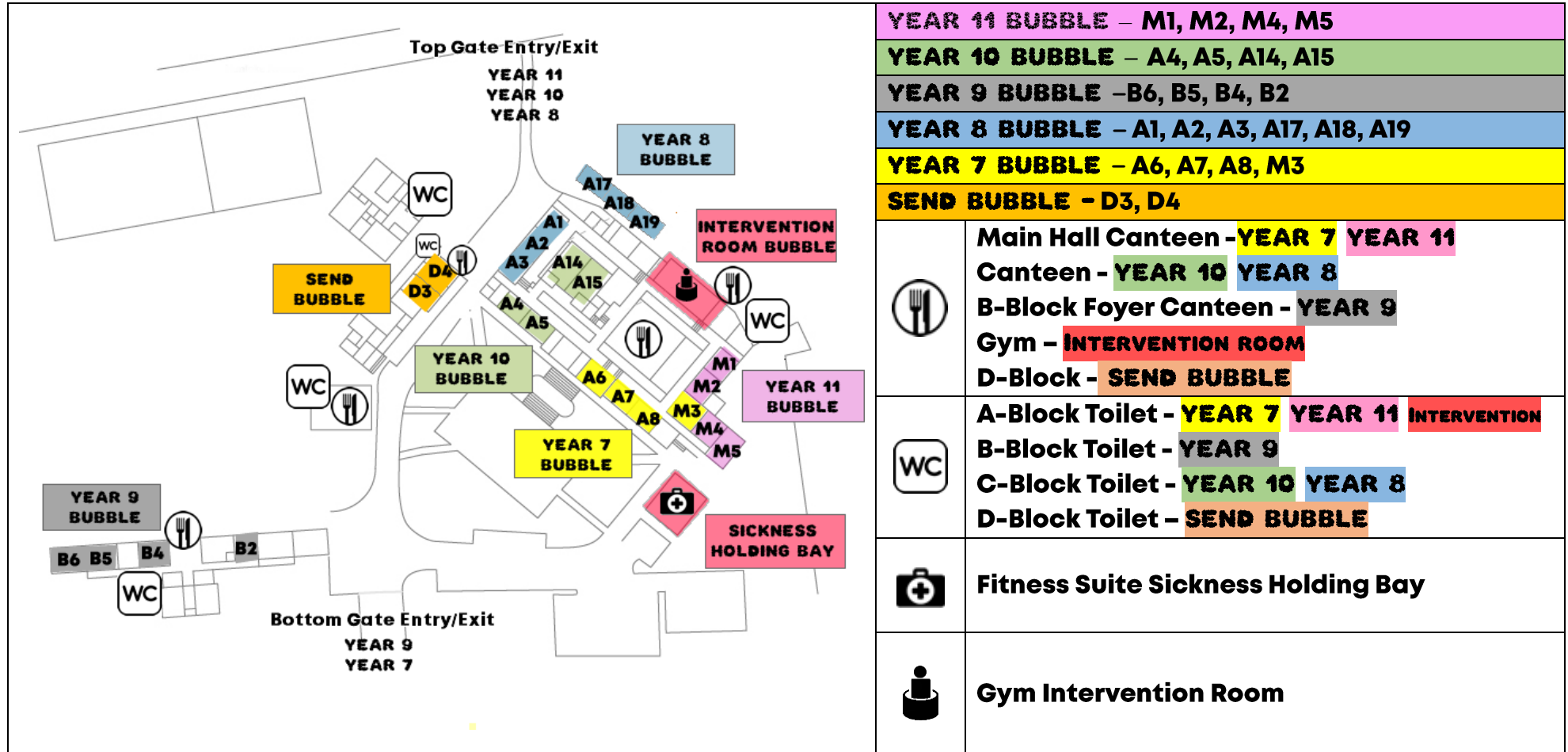
Section 1:

Teaching and Learning

and Pupil Management



Zoned Year Group BUBBLES overview






























Year Group BUBBLES Timetable summary

Period		YEAR 7	YEAR 8	YEAR 9	YEAR 10	YEAR 11
Period 1	Core Teaching and Learning	45mins	30mins	60mins	45mins	60mins
	Lesson Changeover Independent Learning	15mins	15mins	15mins	Pupil movement to next class	Pupil movement to next class
Period 2	Core Teaching and Learning	25mins (Part 1) 15mins (Part2)	25mins (Part 1) 15mins (Part2)	55mins	55mins	55mins
	Lesson Changeover Independent Learning	15mins	15mins			
Brunch		30mins (Hall)	30mins (Canteen)	25mins (B-Block)	25mins (Canteen)	25mins (Hall)
Period 3	Core Teaching and Learning	40mins	40mins	40mins	40mins	40mins
	Lesson Changeover Independent Learning	15mins	15mins	15mins	Pupil movement to next class	Pupil movement to next class
Period 4	Core Teaching and Learning	20mins (Part 1) 20mins (Part2)	20mins (Part 1) 20mins (Part2)	55mins	55mins	55mins
	Lesson Changeover Independent Learning	15mins	15mins			
Lunch		30mins (Hall)	30mins (Canteen)	35mins (Canteen)	35mins (B-Block)	35mins (Hall)
Period 5	Core Teaching and Learning	70mins	75mins	55mins	60 mins	55mins



Year Group BUBBLES Timetable breakdown

	YEAR 11			YEAR 10			YEAR 9			YEAR 7			YEAR 8	
	8.30am - 8.45am	Entry to site Top Gate only		8.45am - 9.00am	Entry to site Top Gate only		8.30am - 8.45am	Entry to site Bottom Gate only		8.45am - 9.00am	Entry to site Bottom Gate only		9.00am - 9.15am	Entry to site Top Gate only
	8.45am - 9.45am	Period 1		9.00am - 9.45am	Period 1		8.45am - 9.45am	Period 1		9.00am - 9.45am	Period 1		9.15am - 9.45am	Period 1
	9.45am - 10.00am	Period changeover		9.45am - 10.00am	Period changeover		9.45am - 10.00am	Period changeover		9.45am - 10.00am	Period changeover		9.45am - 10.00am	Period changeover
	10.00am - 10.55am	Period 2		10.00am - 10.55am	Period 2		10.00am - 10.55am	Period 2		10.00am - 10.25am	Period 2 (Part 1)		10.00am - 10.25am	Period 2
	10.55am - 11.00am	Brunch changeover		10.55am - 11.00am	Brunch changeover		10.55am - 11.00am	Brunch changeover		10.25am - 10.30am	Brunch changeover		10.25am - 10.30am	Brunch changeover
	11.00am - 11.25am	Brunch Hall		11.00am - 11.25am	Brunch Canteen		11.00am - 11.25am	Brunch B-Block		10.30am - 10.55am	Brunch Hall		10.30am - 10.55am	Brunch Canteen
	11.25am - 11.30am	Brunch changeover		11.25am - 11.30am	Brunch changeover		11.25am - 11.30am	Brunch changeover		10.55am - 11.00am	Brunch changeover		10.55am - 11.00am	Brunch changeover
	11.30am - 12.10pm	Period 3		11.30am - 12.10pm	Period 3		11.30am - 12.10pm	Period 3		11.00am - 11.15am	Period 2 (Part 2)		11.00am - 11.15am	Period 2 (Part 2)
	12.10pm - 12.25pm	Period changeover		12.10pm - 12.25pm	Period changeover		12.10pm - 12.25pm	Period changeover		11.15am - 11.30pm	Period changeover		11.15am - 11.30pm	Period changeover
	12.25pm - 1.20pm	Period 4		12.25pm - 1.20pm	Period 4		12.25pm - 1.20pm	Period 4		11.30am - 12.10pm	Period 3		11.30am - 12.10pm	Period 3
	1.20pm - 1.25am	Lunch changeover		1.20pm - 1.25am	Lunch changeover		1.20pm - 1.25am	Lunch changeover		12.10pm - 12.25pm	Period changeover		12.10pm - 12.25pm	Period changeover
	1.25pm - 2.00pm	Lunch Hall		1.25pm - 2.00pm	Lunch Canteen		1.25pm - 2.00pm	Lunch B-Block		12.25pm - 12.45pm	Period 4 (Part 1)		12.25pm - 12.45pm	Period 4 (Part 1)
	2.00pm - 2.05pm	Lunch changeover		2.00pm - 2.05pm	Lunch changeover		2.00pm - 2.05pm	Lunch changeover		12.45pm - 12.50pm	Lunch changeover		12.45pm - 12.50pm	Lunch changeover
	2.05pm - 3.00pm	Period 5		2.05pm - 3.05pm	Period 5		2.05pm - 3.00pm	Period 5		12.50pm - 1.20pm	Lunch - Hall		12.50pm - 1.20pm	Lunch - Canteen
	3.00pm - 3.05pm	Exit site Top Gate only		3.05pm - 3.10pm	Exit site Top Gate only		3.00pm - 3.05pm	Exit site Bottom Gate only		1.20pm - 1.25pm	Lunch changeover		1.20pm - 1.25pm	Lunch changeover
										1.25pm - 1.45pm	Period 4 (Part 2)		1.25pm - 1.45pm	Period 4 (Part 2)
										1.45pm - 2.00pm	Period changeover		1.45pm - 2.00pm	Period changeover
										2.00pm - 3.10pm	Period 5		2.00pm - 3.15pm	Period 5
										3.10pm - 3.15pm	Exit site Bottom Gate only		3.15pm - 3.20pm	Exit site Top Gate only





Site Entry, Exit and Late Arrival

<p>The map shows the school layout with various year bubbles: YEAR 7 BUBBLE (yellow), YEAR 8 BUBBLE (blue), YEAR 9 BUBBLE (grey), YEAR 10 BUBBLE (green), and YEAR 11 BUBBLE (purple). There are also SEND BUBBLE (orange), D3, D4, A1-A5, A6-A8, A17-A19, M1-M5, and B2-B6 bubbles. Two Late Holding Areas are marked with red circles. Entry/exit points are labeled: Top Gate Entry/Exit (YEAR 11, 10, 8) and Bottom Gate Entry/Exit (YEAR 9, 7).</p>	<p>YEAR 7 BUBBLE Entry/Exit</p>	<p>Bottom Gate Entry/Exit only Enter A-Block through mathematics A-Block entrance</p>
	<p>YEAR 8 BUBBLE Entry/Exit</p>	<p>Top Gate Entry/Exit only Enter A-Block through Top A-Block Entrance</p>
	<p>YEAR 9 BUBBLE Entry/Exit</p>	<p>Bottom Gate Entry/Exit only Enter B-Block through B-Block main Entrance</p>
	<p>YEAR 10 BUBBLE Entry/Exit</p>	<p>Top Gate Entry/Exit only Enter A-Block through Bottom A-Block Entrance</p>
	<p>YEAR 11 BUBBLE Entry/Exit</p>	<p>Top Gate Entry/Exit only Enter A-Block through Top A-Block Entrance</p>
	<p>Late Holding Area</p>	<p>Entry to site will be managed by the Senior Team. Pupils who are late will wait in a Late Holding Area until they can be collected by the Parkside Support Centre and safely escorted to lesson.</p>

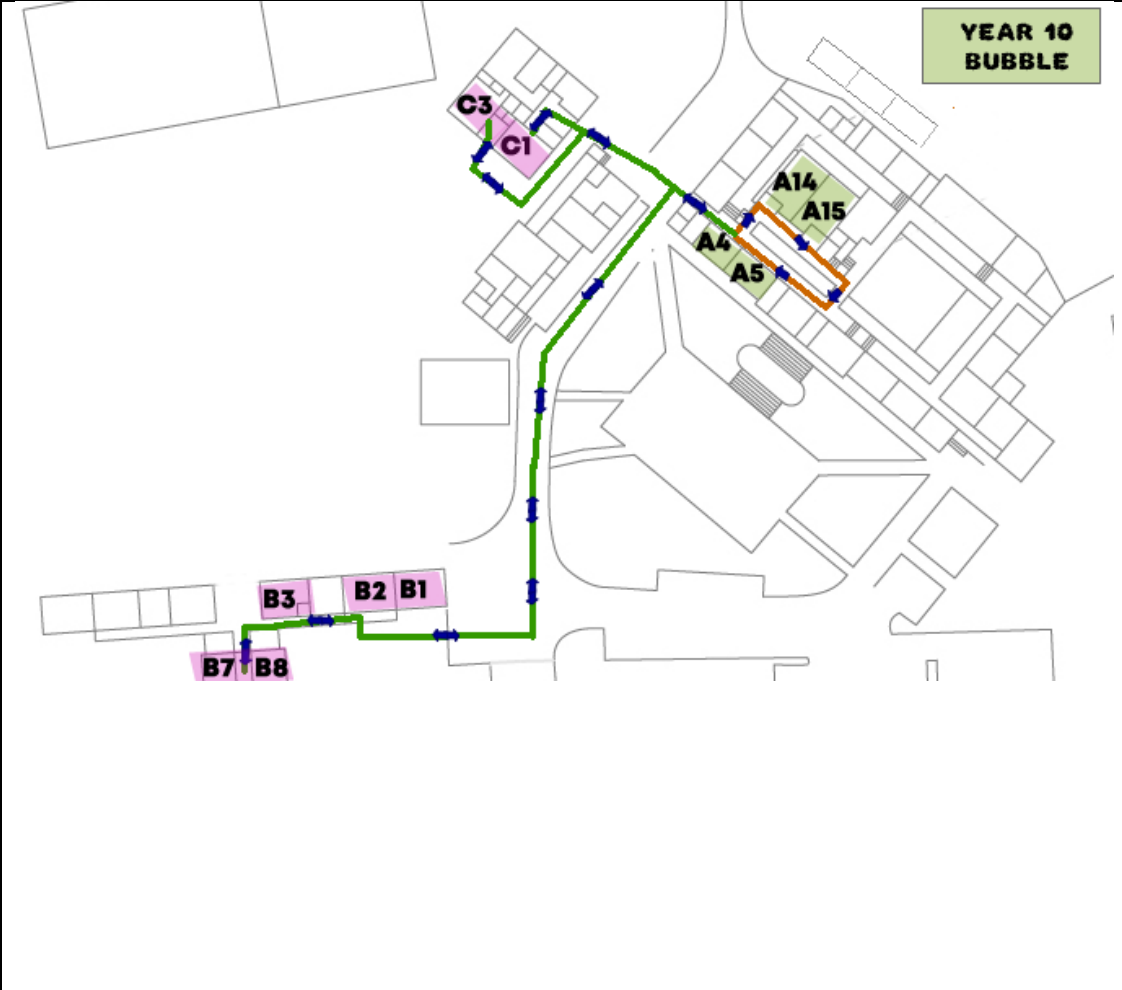




Period Changeover routes YEAR 11 BUBBLE

	<p> Pupils moving between M1, M2, M3 and M4 Lesson Changeover Staff instruct pupils to exit their classrooms and follow the orange route one-way system outside to the back of the mathematics A-Block and enter through the front A-Block mathematics entrance.</p> <p>Pupils then enter their timetabled classroom and are supervised by the assigned Lesson Changeover Staff member.</p> <p>SLT and Parkside Support Centre staff presence will support pupil movement.</p>
	<p> Pupils moving to specialist classrooms Pupils exit their classrooms and initially follow the orange route one-way system outside before branching off into the green route.</p> <p>Pupils then enter their timetabled classroom and are supervised by the assigned Lesson Changeover Staff member.</p> <p>Please note: Pupils must be escorted back to M1, M2, M4, M5 area at the end of period 2 and period 4 to enable access to the Breaktimes Routines system</p> <p>SLT and Parkside Support Centre staff presence will support pupil movement.</p>









Period Changeover routes YEAR 10 BUBBLE

	<p> Pupils moving between A4, A5, A14, A15 Lesson Changeover Staff instruct pupils to exit their classrooms and follow the orange route one-way system between A4/5/14/15.</p> <p>Pupils then enter their timetabled classroom and are supervised by the assigned Lesson Changeover Staff member.</p> <p>SLT and Parkside Support Centre staff presence will support pupil movement.</p>
	<p> Pupils moving to specialist classrooms Pupils exit their classrooms and initially follow the orange route one-way system outside before branching off into the green route.</p> <p>Pupils then enter their timetabled classroom and are supervised by the assigned Lesson Changeover Staff member.</p> <p>Please note: Pupils must be escorted back to A4, A5, A14, A15 area at the end of period 2 and period 4 to enable access to the Breaktime Routines system</p> <p>SLT and Parkside Support Centre staff presence will support pupil movement.</p>



PE Provision and Period Changeover

	<p>Our intent is that all pupils will access practical PE lessons.</p>
	<p>PE Teachers will arrive at the classroom no later than 10 minutes into the period changeover time.</p>
	<p>PE Teachers will direct pupils to the appropriate gender changing room at the beginning of the lesson. SLT presence will support pupil movement between classrooms.</p>
	<p>PE Teachers will direct pupils back to their classroom following the lesson 10 minutes into period changeover time. SLT presence will support pupil movement between classrooms.</p>
	<p>Period Changeover Staff will greet pupils when they return to their classroom and direct them to sit in their seating plan. SLT presence will support pupil movement between classrooms.</p>
	<p>Lessons will take place in classrooms in the event of wet weather. PE teachers will arrive at the classroom to relieve Period Changeover Staff.</p>

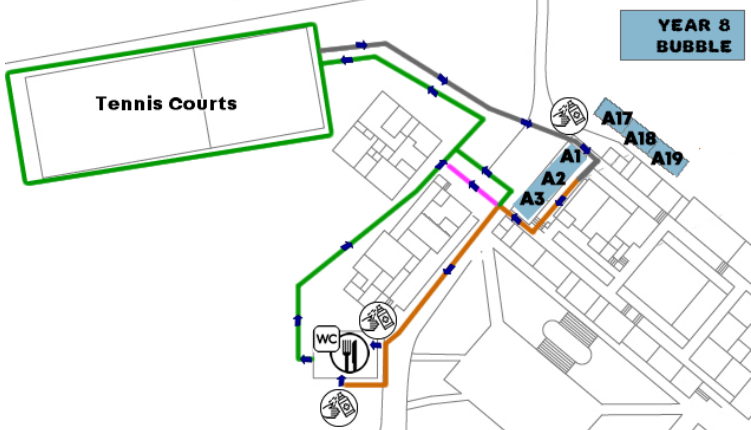






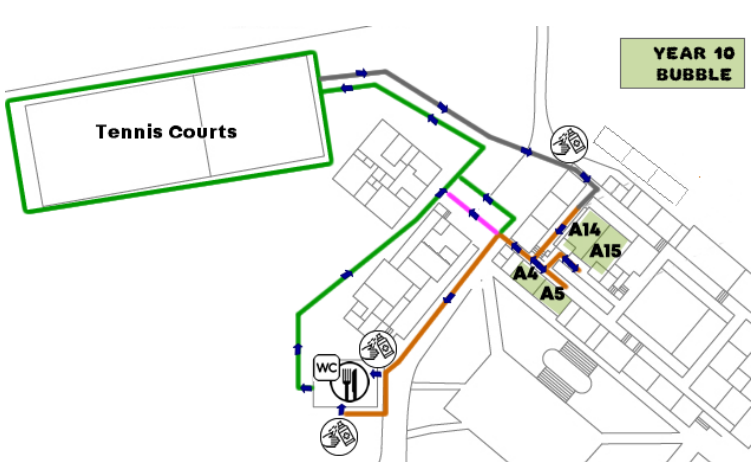






Breaktime Routines

YEAR 11 BUBBLE	and	YEAR 7 BUBBLE
		<p>Orange Route leads to the Main Hall Canteen Pupils exit their classrooms and enter the Main Hall via the Back Entrance. Pupils sanitise hands prior to entry. Pupils collect food from the stage via the Stage Entrance and are then seated. Pupils with a packed lunch are seated via the opening in front of the Stage Entrance.</p>
		<p>Pink Route leads to the A-Block Toilet Pupils exit their classrooms and initially follow the Orange Route. Should pupils not wish to access the canteen they branch off into the Pink Route to access A-Block Toilet. Pupils who access the canteen can access the toilet by exiting the Main Hall via the back right exit and follow the Pink Route. Pupils sanitise hands following use of the toilet.</p>
		<p>Green Route leads to the Outdoor Breaktime Area Pupils exit their classrooms and initially follow the Orange Route. Should pupils not wish to access the Main Hall Canteen or the toilet they branch off into the Green Route to access the Basketball Courts and/or picnic benches.</p>
		<p>Grey Route leads to a return to class Pupils exit the Outdoor Breaktime Area, enter the school via main reception, sanitise hands and return to class. Pupils exit the Main Hall Canteen, sanitise hands and return to class.</p>
		<p>Wet Weather Arrangements Pupils will be supervised in classrooms by Midday Supervisors and/or members of the Senior Team. Pupils follow the Orange Route to access the Main Hall Canteen, Pink Route to access the A-Block toilet and Orange/Grey Routes to return to class.</p>



Breaktime Routines

YEAR 8 BUBBLE	and	YEAR 10 BUBBLE
	  	<p>Orange Route leads to the Canteen Pupils exit their classrooms. Pupils purchasing food enter the Canteen via the Side Entrance. Pupils sanitise hands prior to entry. Pupils collect food and are then seated. Pupils with a packed lunch enter via the front entrance. Pupils sanitise hands prior to entry.</p>
	  	<p>Pink Route leads to the C-Block Toilet Pupils exit their classrooms and initially follow the Orange Route. Should pupils not wish to access the canteen they branch off into the Pink Route to access C-Block Toilet. Pupils who access the canteen should access the canteen toilet. Pupils sanitise hands following use of the toilet.</p>
		<p>Green Route leads to the Outdoor Breaktime Area Pupils exit their classrooms and initially follow the Orange Route. Should pupils not wish to access the canteen or the toilet they branch off into the Green Route to access the Tennis Courts.</p>
	 	<p>Grey Route leads to a return to class Pupils exit the Outdoor Social Time Area, enter the school via A-Block Top Entrance, sanitise hands and return to class. Pupils exit the Canteen, follow the Green Route to access the Grey Route, sanitise hands and return to class.</p>
		<p>Wet Weather arrangements Pupils will be supervised in classrooms by Midday Supervisors and/or members of the Senior Team. Pupils follow the Orange Route to access the Canteen, Pink Route to access the A-Block toilet and Grey Routes to return to class.</p>



Breaktime Routines

YEAR 9 BUBBLE

<p>The diagram shows a layout of the Year 9 Bubble. At the top is a box labeled 'YEAR 9 BUBBLE'. Below it is a large green-outlined rectangle labeled 'Playing Field' with red text below it: 'Wet Weather - Front of B-Block'. To the right of the playing field is a building layout with classrooms labeled B2, B4, B5, B6, B7, and B8. A canteen (represented by a fork and knife icon) and a toilet (represented by a WC icon) are also shown. Colored arrows indicate routes: an orange route from B4/B5 to the canteen, a pink route from B4/B5 to the toilet, a green route from B4/B5 to the playing field, and a grey route from the outdoor area back to classrooms. Hand sanitiser icons are placed at key points along the routes.</p>	<p>Orange Route leads to the B-Block Foyer Canteen Pupils exit their classrooms. Pupils purchase food from B-Block Foyer Canteen and are seated in B4/B5. Pupils sanitise hands prior to entry. Pupils collect food and are then seated. Pupils with a packed lunch are directed to B4/B5. Pupils sanitise hands prior to entry.</p> <p>Pink Route leads to the B-Block Toilet Pupils exit their classrooms and initially follow the Orange Route. Should pupils not wish to access the canteen they branch off into the Pink Route to access B-Block Toilet. Pupils sanitise hands following use of the toilet.</p> <p>Green Route leads to the Outdoor Breaktime Area Pupils exit their classrooms and initially follow the Orange Route. Should pupils not wish to access the canteen or the toilet they branch off into the Green Route to access the Playing Field.</p> <p>Grey Route leads to a return to class Pupils exit the Outdoor Social Time Area, enter the school via B-Block Back Entrance, sanitise hands and return to class.</p> <p>Wet Weather arrangements Pupils will be supervised in classrooms by Midday Supervisors and/or members of the Senior Team. Pupils follow the Orange Route to access the B-Block Foyer Canteen, Pink Route to access the A-Block toilet and Grey Routes to return to class.</p>
---	---



Evacuation protocols and assembly points

	<table border="1"> <tr> <td>YEAR 7 BUBBLE Assembly Point Basketball Courts</td> </tr> <tr> <td>YEAR 8 BUBBLE Assembly Point Tennis Courts</td> </tr> <tr> <td>YEAR 9 BUBBLE Assembly Point Front of B-Block</td> </tr> <tr> <td>YEAR 10 BUBBLE Assembly Point Basketball Courts</td> </tr> <tr> <td>YEAR 11 BUBBLE Assembly Point Behind Maths Block</td> </tr> <tr> <td>SEND BUBBLE Assembly Point Behind D-Block</td> </tr> <tr> <td>SICKNESS HOLDING BAY Assembly Point Front of Fitness suite</td> </tr> <tr> <td>INTERVENTION ROOM Assembly Point Top Path</td> </tr> </table>	YEAR 7 BUBBLE Assembly Point Basketball Courts	YEAR 8 BUBBLE Assembly Point Tennis Courts	YEAR 9 BUBBLE Assembly Point Front of B-Block	YEAR 10 BUBBLE Assembly Point Basketball Courts	YEAR 11 BUBBLE Assembly Point Behind Maths Block	SEND BUBBLE Assembly Point Behind D-Block	SICKNESS HOLDING BAY Assembly Point Front of Fitness suite	INTERVENTION ROOM Assembly Point Top Path	<ul style="list-style-type: none"> • Fire Alarm Sounds • Teacher/Lesson Changeover Staff instruct pupils to leave the classroom and travel to their designated Assembly Point via their coloured route. <ul style="list-style-type: none"> • SLT and Parkside Support Centre staff presence will support pupil movement. • Pupils line up in classes at their designated Assembly Point. SLT and Parkside Support Centre staff presence will support pupil movement and <u>ensure each class lines up 3 metres apart.</u> • Teacher exits the classroom and joins their class in their designated Assembly point. Teacher registers the class and hands register to the following lead. <ul style="list-style-type: none"> Year 7 Lead – BPL Year 8 Lead – GDE Year 9 Lead – DMI Year 10 Lead– LBO Year 11 Lead- AMI • Teacher/Lesson Changeover Staff dismissed by Lead and return to classroom. • Pupils dismissed by Lead and return to classroom. SLT and Parkside Support Centre staff presence will support pupil movement.
YEAR 7 BUBBLE Assembly Point Basketball Courts										
YEAR 8 BUBBLE Assembly Point Tennis Courts										
YEAR 9 BUBBLE Assembly Point Front of B-Block										
YEAR 10 BUBBLE Assembly Point Basketball Courts										
YEAR 11 BUBBLE Assembly Point Behind Maths Block										
SEND BUBBLE Assembly Point Behind D-Block										
SICKNESS HOLDING BAY Assembly Point Front of Fitness suite										
INTERVENTION ROOM Assembly Point Top Path										